

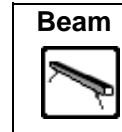
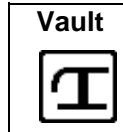


Women's Artistic
National Voluntary
Levels 4,3,2 2015



Voluntary Level 3



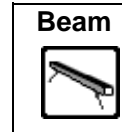
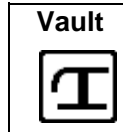
No	Name	Region/Club	Comp	D	VT		D	UB		D	BB		D	FX		AA		Prev Score		Combined								
31	Jaimee	Smith	London	L3	4.0	13.600	1	=	3.8	13.100	1	=	4.2	13.050	1	=	4.5	13.100	1	=	52.850	1	=	65.400	1	=	118.250	1
24	Sophia	Cabrera	West Midlands	L3	4.0	13.350	7	=	3.8	12.850	5	=	4.3	12.200	4	=	4.3	12.800	4	=	51.200	2	=	56.100	15	=	107.300	10
15	Akielah	Ashman-Howe	Europa	L3	4.0	13.400	4	=	3.1	12.600	6	=	4.1	11.900	8	=	4.0	12.900	3	=	50.800	3	=	63.650	2	=	114.450	2
26	Bryony	Ludlow	South	L3	4.0	13.000	14	=	4.0	12.950	3	=	3.9	11.700	12	=	4.1	12.950	2	=	50.600	4	=	61.450	6	=	112.050	4
22	Miriam	Allen	West Midlands	L3	4.0	13.600	1	=	3.5	12.400	9	=	3.8	11.850	9	=	4.5	12.700	5	=	50.550	5	=	62.650	3	=	113.200	3
23	Sofia	Meadows	West Midlands	L3	4.0	13.400	4	=	3.8	12.600	6	=	4.2	12.300	3	=	3.3	11.700	32	=	50.000	6	=	61.950	5	=	111.950	5
32	Rosie	Bayliss	London	L3	4.0	13.150	9	=	2.9	11.750	17	=	4.1	12.350	2	=	3.8	12.700	5	=	49.950	7	=	51.800	26	=	101.750	21
42	Emma	Atkin	East	L3	4.0	13.400	4	=	4.0	12.600	6	=	4.5	11.500	18	=	3.9	12.400	13	=	49.900	8	=	58.250	10	=	108.150	9
29	Alina	Cofie	London	L3	4.0	13.050	12	=	3.8	13.050	2	=	3.4	11.600	13	=	3.8	12.150	19	=	49.850	9	=	0.000	31	=	49.850	31
21	Isabella	Wheeldon	West Midlands	L3	4.0	13.500	3	=	3.7	12.350	11	=	4.0	11.250	25	=	3.9	12.600	8	=	49.700	10	=	60.050	8	=	109.750	7
33	Ellie-Mae	Wainwright	Wales	L3	4.0	13.350	7	=	3.8	11.600	18	=	3.7	11.750	11	=	4.2	12.550	10	=	49.250	11	=	0.000	31	=	49.250	32
14	Summer Rose	Hill	East Midlands	L3	4.0	13.150	9	=	3.9	12.200	12	=	4.0	11.600	13	=	4.0	12.100	20	=	49.050	12	=	54.600	22	=	103.650	14
6	Alice	Summers	South West	L3	4.0	12.850	20	=	2.8	11.350	23	=	4.2	12.200	4	=	3.9	12.250	14	=	48.650	13	=	57.400	13	=	106.050	13
44	Maisie	Squire	East	L3	4.0	12.950	15	=	2.9	10.850	36	=	4.1	12.200	4	=	4.1	12.600	8	=	48.600	14	=	60.550	7	=	109.150	8
35	Olivia	Gauregui	Wales	L3	4.0	12.500	32	=	3.6	12.100	14	=	3.3	11.300	24	=	3.9	12.550	10	=	48.450	15	=	57.850	11	=	106.300	11
2	Darcy	Chesters	North West	L3	4.0	12.950	15	=	3.6	12.400	9	=	3.8	11.500	18	=	3.9	11.500	35	=	48.350	16	=	0.000	31	=	48.350	33
30	Freya	Burns	London	L3	3.5	12.400	34	=	3.0	11.900	16	=	4.1	11.350	23	=	3.9	12.650	7	=	48.300	17	=	0.000	31	=	48.300	34
41	Caitlin	Saunders	East	L3	3.5	12.400	34	=	3.4	12.150	13	=	2.8	10.900	29	=	3.7	12.550	10	=	48.000	18	=	62.150	4	=	110.150	6
1	Amber	Greig	North West	L3	4.0	12.700	26	=	3.5	11.600	18	=	3.7	11.450	20	=	3.8	12.100	20	=	47.850	19	=	54.650	21	=	102.500	19
40	Madeleine	Roberts	South East	L3	4.0	12.700	26	=	3.5	10.900	34	=	3.9	11.800	10	=	4.0	12.100	20	=	47.500	20	=	55.700	18	=	103.200	17
36	Seren	Rowlands-Higgins	Wales	L3	4.0	12.650	29	=	2.8	11.200	27	=	3.6	11.550	15	=	3.7	12.100	20	=	47.500	20	=	55.600	20	=	103.100	18
38	Isabelle	Lamb	South East	L3	3.5	12.200	41	=	3.1	12.050	15	=	4.2	12.000	7	=	3.6	11.250	37	=	47.500	20	=	56.050	16	=	103.550	16
3	Natalie	Walker	North West	L3	4.0	13.050	12	=	2.9	10.900	34	=	4.2	11.550	15	=	3.7	11.850	29	=	47.350	23	=	0.000	31	=	47.350	35
8	Ruby	Stacey	South West	L3	4.0	13.150	9	=	3.8	12.900	4	=	3.5	9.050	41	=	4.0	12.200	15	=	47.300	24	=	52.700	24	=	100.000	24
10	Honor	Rouse	Yorkshire	L3	4.0	12.900	18	=	2.8	11.600	18	=	3.5	10.250	36	=	3.8	12.200	15	=	46.950	25	=	54.300	23	=	101.250	22
18	Millie	Redford	Scotland	L3	4.0	12.450	33	=	3.0	11.600	18	=	4.0	11.550	15	=	3.6	11.100	39	=	46.700	26	=	49.150	27	=	95.850	26
27	Georgia	Luff	South	L3	3.5	12.400	34	=	3.7	11.200	27	=	3.7	10.850	30	=	3.9	12.200	15	=	46.650	27	=	47.050	30	=	93.700	29
4	Nikita	Peprah	North West	L3	4.0	12.900	18	=	3.4	11.050	31	=	4.0	11.050	28	=	4.0	11.650	33	=	46.650	27	=	56.950	14	=	103.600	15
39	Katie	Ridley	South East	L3	3.5	12.350	38	=	2.8	11.400	22	=	4.1	11.100	27	=	3.7	11.500	35	=	46.350	29	=	0.000	31	=	46.350	36
43	Isabella	Fleming	East	L3	3.5	12.350	38	=	2.8	11.200	27	=	4.0	10.850	30	=	3.8	11.800	31	=	46.200	30	=	0.000	31	=	46.200	37
20	China	Mattis	East London	L3	4.0	12.800	21	=	3.5	11.350	23	=	4.1	10.800	32	=	3.5	11.200	38	=	46.150	31	=	60.000	9	=	106.150	12
34	Emma	Chandler	Wales	L3	4.0	12.800	21	=	2.8	10.250	38	=	3.3	11.200	26	=	4.0	11.900	27	=	46.150	31	=	0.000	31	=	46.150	38
25	Anna	Browne	South	L3	3.5	12.400	34	=	2.8	11.050	31	=	3.8	11.400	22	=	3.6	11.000	40	=	45.850	33	=	52.600	25	=	98.450	25
7	Imogen	Banfield	South West	L3	4.0	12.750	23	=	2.8	11.000	33	=	3.2	9.800	39	=	3.5	11.950	25	=	45.500	34	=	0.000	31	=	45.500	39

**Women's Artistic
National Voluntary
Levels 4,3,2 2015**

Vault 	Bars 	Beam 	Floor 	All Around 	Compulsory Level AA Result	British Age Group 2015 
---	--	--	---	--	---	--





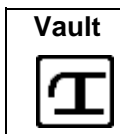
37	Amber	Freeman	South East	L3	4.0	12.650	29 =	3.5	10.600	37	2.9	10.300	35	3.8	11.850	29 =	45.400	35	49.050	28	94.450	27
9	Safina	Crocker	South West	L3	4.0	12.700	26 =	3.4	10.000	39 =	4.3	10.200	37	3.9	12.050	24	44.950	36 =	56.000	17	100.950	23
19	Niamh	Cooney	Scotland	L3	4.0	12.750	23 =	2.8	9.950	41	3.2	10.050	38	3.7	12.200	15 =	44.950	36 =	48.850	29	93.800	28
17	Millie	Mcconville	Scotland	L3	4.0	12.200	41 =	2.8	11.250	25 =	3.7	11.450	20 =	2.4	9.850	43	44.750	38	57.750	12	102.500	19 =
28	Sophie	Prior	South	L3	3.5	12.200	41 =	2.8	11.100	30	3.2	10.350	34	3.6	10.950	41	44.600	39 =	0.000	31 =	44.600	40 =
12	Isabel	Morgan	East Midlands	L3	3.5	12.250	40	2.8	11.250	25 =	4.0	9.150	40	4.1	11.950	25 =	44.600	39 =	0.000	31 =	44.600	40 =
11	Alice	Knights	East Midlands	L3	4.0	12.950	15 =	2.1	8.250	43	3.9	10.650	33	4.1	11.900	27 =	43.750	41	0.000	31 =	43.750	42
16	Lucy	Bain	Scotland	L3	4.0	12.750	23 =	2.8	10.000	39 =	3.6	8.700	42	3.7	11.650	33 =	43.100	42	0.000	31 =	43.100	43
13	Rhianna	Pyne	East Midlands	L3	4.0	12.600	31	2.1	8.400	42	3.8	8.100	43	4.1	10.850	42	39.950	43	0.000	31 =	39.950	44

Women's Artistic
National Voluntary
Levels 4,3,2 2015



Voluntary Level 2

No	Name	Club	Comp	D	VT		D	UB		D	BB		D	FX		AA		Prev Score		Combined		
64	Ondine	Achampong	Sapphire Limited	L2	3.8	13.500	4	4.6	13.750	1	4.0	12.700	4	4.4	13.900	1	53.850	1	63.850	1	117.700	1
85	Halle	Hilton	Europa	L2	4.4	13.950	1	3.6	12.600	3	4.6	13.300	1	4.4	11.900	19	51.750	2	62.150	5	113.900	3
83	Anna	Hollins	Largs	L2	4.0	13.300	8	3.5	11.500	9	4.6	12.850	3	4.4	13.000	5	50.650	3	61.050	10	111.700	6
61	Leah	Greenland	South Durham	L2	3.8	13.350	7	4.3	11.650	7	4.1	12.200	10	4.3	13.300	3	50.500	4	63.450	2	113.950	2
72	Ramiyah	Kofi	Notts Academy	L2	4.0	13.550	3	4.1	11.850	5	4.3	12.500	5	4.2	12.450	10	50.350	5	61.950	6	112.300	4
71	Isla	Lees	Notts Academy	L2	4.0	13.400	5	3.3	10.800	22	4.5	12.500	5	4.5	12.750	7	49.450	6	61.650	9	111.100	7
67	Samanta	Katkevica	East London	L2	4.0	13.600	2	4.2	12.650	2	4.3	9.850	34	4.4	13.350	2	49.450	6	62.550	3	112.000	5
73	Isabelle	Yip	Park Wrekin	L2	4.0	13.250	10	3.6	11.700	6	4.9	13.100	2	3.5	11.300	33	49.350	8	61.700	7	111.050	8
87	Amelia	Thomas	Cardiff Olympic	L2	4.0	13.400	5	3.0	11.600	8	3.5	10.750	27	4.2	12.900	6	48.650	9	0.000	23	48.650	23
60	Lili-Mae	Snuggs	Abingdon	L2	4.0	13.300	8	3.4	11.250	11	4.5	11.250	17	4.0	11.950	16	47.750	10	57.600	13	105.350	11
49	Emily	Edge	Bristol Hawks	L2	4.2	11.950	23	3.2	11.400	10	4.5	12.300	8	4.3	12.050	13	47.700	11	58.850	11	106.550	9
81	Elisha	Stott	De Mond Academy	L2	2.6	11.150	34	4.1	12.350	4	3.8	11.700	12	3.9	12.500	9	47.700	11	55.350	18	103.050	13
68	Molly	Howland	Pipers Vale	L2	4.0	12.500	20	3.3	11.200	14	4.5	10.750	27	4.3	13.200	4	47.650	13	57.150	16	104.800	12
80	Isabel	Thomas	Cardiff Central Youth	L2	4.0	13.050	12	3.3	11.250	11	4.3	12.250	9	3.5	11.000	35	47.550	14	58.100	12	105.650	10
51	Emer	Hancock	City Worcester	L2	3.8	12.700	17	2.6	11.100	19	3.7	11.350	15	4.1	11.850	23	47.000	15	0.000	23	47.000	24
76	Lauren	McCormack	West Lothian	L2	3.8	12.750	15	1.9	9.500	36	4.0	12.400	7	4.2	12.300	11	46.950	16	0.000	23	46.950	25
62	Lydia-May	Collins	South Durham	L2	4.0	12.050	22	2.9	10.750	23	3.9	11.900	11	4.1	11.900	19	46.600	17	55.850	17	102.450	14
86	Isabella	Willocks	Notts Academy	L2	4.0	13.250	10	2.4	11.250	11	4.5	11.400	14	4.4	10.250	38	46.150	18	0.000	23	46.150	26
56	Annie	Young	The Norfolk Academy	L2	3.8	11.100	37	3.6	11.150	16	3.4	11.250	17	4.2	12.600	8	46.100	19	0.000	23	46.100	27
54	Brooke	Masson	Garioch	L2	3.8	12.750	15	3.4	11.150	16	3.4	10.150	31	4.0	11.950	16	46.000	20	54.850	19	100.850	16
77	Georgia	Pickford	Pinewood	L2	4.0	12.600	18	3.6	10.250	29	3.1	11.200	19	3.9	11.600	29	45.650	21	54.000	20	99.650	17
59	Lexie-Mae	Neal	Abingdon	L2	4.0	11.750	24	2.4	10.750	23	4.5	10.950	22	4.1	11.900	19	45.350	22	47.650	22	93.000	19
45	Jessica	Wright	City Glasgow	L2	4.0	12.600	18	2.0	10.850	20	2.7	9.800	35	3.8	12.000	15	45.250	23	0.000	23	45.250	28
75	Tamzin	Hughes	Park Wrekin	L2	2.6	11.150	34	3.5	11.150	16	3.8	10.850	25	3.9	11.900	19	45.050	24	0.000	23	45.050	29
46	Rebecca	Quinn	City Glasgow	L2	2.6	11.450	26	1.8	9.750	34	3.8	11.650	13	3.8	11.950	16	44.800	25	0.000	23	44.800	30
57	Chloe	Weston	Swansea	L2	4.0	12.100	21	2.9	10.550	26	3.5	11.300	16	4.2	10.800	36	44.750	26	0.000	23	44.750	31
47	Sophie	Macpherson	City Glasgow	L2	2.6	11.550	25	1.8	10.200	31	3.8	10.650	29	3.9	12.100	12	44.500	27	0.000	23	44.500	32
74	Martha	Shaw	Park Wrekin	L2	2.6	11.400	28	1.9	10.100	32	3.0	11.050	21	4.0	11.850	23	44.400	28	0.000	23	44.400	33
82	Anya	Niven	Neath Afan	L2	2.6	11.300	31	2.8	10.300	27	3.1	10.900	23	3.7	11.850	23	44.350	29	0.000	23	44.350	34
79	Kiera	Williams	Baskerville	L2	3.8	12.900	13	2.0	10.300	27	2.9	9.500	36	4.0	11.550	31	44.250	30	0.000	23	44.250	35
53	Olivia	Benson-Stelling	City Worcester	L2	3.8	10.900	39	2.5	10.850	20	4.3	10.800	26	3.9	11.600	29	44.150	31	0.000	23	44.150	36
63	Ellie-Mae	Peach	Portsmouth	L2	2.6	11.400	28	2.6	9.600	35	3.1	11.150	20	4.0	11.850	23	44.000	32	57.250	14	101.250	15
55	Teagan	Batho	Garioch	L2	2.6	11.200	33	1.9	10.050	33	3.7	10.900	23	4.1	11.700	28	43.850	33	0.000	23	43.850	37
84	Rhianna	Mallee	Tamworth Olympic	L2	3.8	12.850	14	1.8	9.250	38	4.2	10.000	33	4.3	11.400	32	43.500	34	0.000	23	43.500	38
66	Grace	Davison	Tolworth	L2	2.4	11.350	30	1.7	8.900	39	3.2	10.150	31	4.1	11.800	27	42.200	35	0.000	23	42.200	39
48	Elize	Waits	Bristol Hawks	L2	2.6	11.250	32	2.8	9.300	37	3.6	10.300	30	3.7	11.050	34	41.900	36	57.200	15	99.100	18
70	Charlie	Lloyd	Woking	L2	2.4	11.000	38	2.5	11.200	14	2.5	9.100	37	4.1	10.450	37	41.750	37	0.000	23	41.750	40
52	Holly	Fox	City Worcester	L2	3.8	11.450	26	2.4	10.250	29	3.0	7.900	39	4.0	12.050	13	41.650	38	0.000	23	41.650	41
65	Amira	Hojejj	Tolworth	L2	2.4	11.150	34	3.3	10.750	23	3.1	8.100	38	4.0	9.250	39	39.250	39	0.000	23	39.250	42



Voluntary Level 4

No	Name	Region/Club	Comp	D	VT		D	UB		D	BB		D	FX		AA		Prev Score		Combined	
127	Ellie	Petroiu East	L4	4.0	13.100	2 =	3.4	13.400	1 =	3.8	12.550	1 =	3.6	12.500	2 =	51.550	1 =	64.600	1 =	116.150	1 =
129	Paige	Moroney East	L4	4.0	13.100	2 =	3.5	13.400	1 =	3.9	12.250	4 =	3.6	12.550	1 =	51.300	2 =	63.150	3 =	114.450	2 =
125	Mali	Morgan Wales	L4	4.0	13.050	4 =	3.4	12.800	17 =	3.7	12.450	2 =	3.4	12.250	8 =	50.550	3 =	62.250	5 =	112.800	4 =
107	Aysha	Abdullahi North West	L4	4.0	13.150	1 =	3.6	12.750	19 =	3.9	11.950	10 =	3.7	12.350	4 =	50.200	4 =	63.350	2 =	113.550	3 =
126	Poppy	Stickler Wales	L4	4.0	13.000	3 =	3.5	13.000	7 =	3.7	11.950	10 =	3.4	12.150	12 =	50.100	5 =	61.700	7 =	111.800	7 =
123	Amy	Oliver Wales	L4	4.0	12.550	18 =	3.5	12.950	10 =	3.8	12.250	4 =	3.6	12.300	5 =	50.050	6 =	59.250	21 =	109.300	12 =
124	Jea	Maracha Wales	L4	4.0	12.350	34 =	3.4	12.850	15 =	3.8	12.400	3 =	3.5	12.300	5 =	49.900	7 =	59.950	18 =	109.850	10 =
139	Annabel	Shaw West Midlands	L4	4.0	13.050	4 =	3.4	13.000	7 =	3.5	11.650	16 =	3.7	12.100	14 =	49.800	8 =	61.500	8 =	111.300	8 =
109	Hattie	Moat North West	L4	4.0	12.800	9 =	3.8	13.350	3 =	3.6	11.550	19 =	3.6	11.900	25 =	49.600	9 =	60.800	14 =	110.400	9 =
141	Evie	Price West Midlands	L4	3.5	12.400	26 =	3.4	12.650	20 =	3.8	12.200	6 =	3.6	12.200	10 =	49.450	10 =	62.450	5 =	111.900	6 =
105	Isabelle	Mardle The Norfolk Academy	L4	3.5	12.800	9 =	3.5	13.050	6 =	2.9	11.250	27 =	3.5	12.250	8 =	49.350	11 =	56.500	29 =	105.850	23 =
106	Sofia	Micallef Wales	L4	4.0	12.800	9 =	3.5	12.800	17 =	3.4	11.400	22 =	3.4	12.100	14 =	49.100	12 =	56.750	27 =	105.850	23 =
91	Mercedes	Moore North England	L4	4.0	13.000	6 =	3.5	12.150	34 =	3.8	12.050	7 =	3.5	11.750	30 =	48.950	13 =	63.050	4 =	112.000	5 =
128	Emma	Wilkinson East	L4	3.5	12.500	22 =	3.5	12.550	22 =	3.8	11.900	12 =	3.5	11.950	23 =	48.900	14 =	60.150	17 =	109.050	13 =
119	Amelie	Douglas South West	L4	3.5	12.150	44 =	3.4	12.900	14 =	3.7	12.050	7 =	3.4	11.700	32 =	48.800	15 =	59.300	19 =	108.100	17 =
135	Anais	Saunders South	L4	3.5	11.850	52 =	3.5	12.850	15 =	3.6	11.650	16 =	3.6	12.300	5 =	48.650	16 =	0.000	44 =	48.650	44 =
90	Isobel	Gosling North England	L4	3.5	12.300	37 =	3.5	12.950	10 =	3.8	11.800	13 =	3.4	11.550	35 =	48.600	17 =	57.850	24 =	106.450	21 =
132	Blaise	Watts London	L4	3.5	12.650	14 =	3.4	11.900	42 =	3.4	11.600	18 =	3.4	12.400	3 =	48.550	18 =	0.000	44 =	48.550	45 =
140	Diaz	Mckenzie West Midlands	L4	3.5	12.500	22 =	3.4	13.100	4 =	3.8	11.000	35 =	3.5	11.850	26 =	48.450	19 =	61.400	10 =	109.850	10 =
142	Gabriella	Williams West Midlands	L4	4.0	12.450	24 =	3.4	12.350	27 =	3.5	11.500	21 =	3.6	12.100	14 =	48.400	20 =	0.000	44 =	48.400	46 =
108	Ella	Robinson North West	L4	3.5	12.400	26 =	3.5	13.100	4 =	3.4	11.400	22 =	3.4	11.950	37 =	48.350	21 =	54.850	34 =	103.200	28 =
134	Niambh	O'Shea London	L4	3.5	12.400	26 =	3.4	12.000	40 =	3.6	12.000	9 =	3.5	11.950	23 =	48.350	21 =	0.000	44 =	48.350	47 =
89	Ellie	Potts North England	L4	3.5	12.200	42 =	3.7	12.950	10 =	3.8	11.100	32 =	3.5	11.650	33 =	47.900	23 =	60.550	16 =	108.450	15 =
101	Courtney	Simpson Yorkshire	L4	3.5	11.700	54 =	3.4	12.250	30 =	3.8	11.800	13 =	3.6	12.100	14 =	47.850	24 =	58.300	22 =	106.150	22 =
131	Amelie	Attwood London	L4	3.5	12.300	37 =	3.3	12.200	32 =	3.8	11.100	32 =	3.6	12.200	10 =	47.800	25 =	0.000	44 =	47.800	48 =
136	Annabelle	Johnny South	L4	3.5	12.350	34 =	3.4	12.150	34 =	3.1	11.250	27 =	3.4	12.000	20 =	47.750	26 =	0.000	44 =	47.750	49 =
138	Helena	Vinall South	L4	3.5	12.200	42 =	3.4	12.350	27 =	3.5	11.750	15 =	3.5	11.400	39 =	47.700	27 =	56.400	30 =	104.100	26 =
94	Isla	Weir Marriotts	L4	3.5	12.400	26 =	3.4	12.400	25 =	3.5	10.800	37 =	3.5	12.050	18 =	47.650	28 =	59.300	19 =	106.950	20 =
121	Rosa	Pawlyn South West	L4	3.5	12.550	18 =	3.2	11.550	48 =	3.6	11.400	22 =	3.6	12.150	12 =	47.650	28 =	0.000	44 =	47.650	50 =
98	Lucie	Kyle East Midlands	L4	4.0	12.400	26 =	3.4	12.300	29 =	3.5	11.400	22 =	3.4	11.350	43 =	47.450	30 =	0.000	44 =	47.450	51 =
110	Renee	Pullin North West	L4	4.0	12.950	8 =	3.7	13.000	7 =	3.3	10.050	46 =	3.6	11.450	37 =	47.450	30 =	55.750	32 =	103.200	28 =
103	Olivia	Cham Yorkshire	L4	4.0	12.400	26 =	3.4	12.250	30 =	3.8	10.850	36 =	3.5	11.850	26 =	47.350	32 =	57.600	25 =	104.950	25 =
111	Amara	Mcgeachie South East	L4	3.5	12.700	12 =	3.7	12.950	10 =	3.0	9.800	50 =	3.5	11.800	29 =	47.250	33 =	61.300	11 =	108.550	14 =
137	Dixie	Lindsay South	L4	3.5	12.550	18 =	3.4	11.700	43 =	3.8	11.250	27 =	3.6	11.350	33 =	47.150	34 =	60.650	15 =	107.800	19 =
93	Thalia	Perry Colchester	L4	4.0	11.850	52 =	3.3	11.700	43 =	3.4	11.550	19 =	3.6	12.050	18 =	47.150	34 =	54.550	35 =	101.700	31 =
99	Mya	Patel Pipers Vale	L4	3.5	12.100	46 =	3.4	12.600	21 =	3.4	10.650	38 =	3.5	11.750	30 =	47.100	36 =	60.950	12 =	108.050	18 =
112	Cissy	Marlow South East	L4	3.5	12.650	14 =	3.4	12.150	34 =	3.0	10.150	45 =	3.5	12.000	20 =	46.950	37 =	53.950	37 =	100.900	33 =
130	Ruby	Keeley East	L4	4.0	12.600	16 =	3.5	12.450	24 =	3.0	9.900	49 =	3.7	12.000	20 =	46.950	37 =	61.450	9 =	108.400	16 =
104	Poppy	Wilkinson Yorkshire	L4	4.0	12.550	18 =	3.4	12.550	22 =	3.8	11.400	22 =	3.8	10.300	54 =	46.800	39 =	54.550	35 =	101.350	32 =
116	Kennedi	Foster Scotland	L4	4.0	12.400	26 =	3.4	12.100	37 =	3.5	11.100	32 =	3.5	11.200	45 =	46.800	39 =	51.350	41 =	98.150	35 =
120	Rebecca	James South West	L4	3.5	12.150	44 =	3.3	12.100	37 =	3.6	11.150	31 =	3.4	11.400	39 =	46.800	39 =	56.000	31 =	102.800	30 =

**Women's Artistic
National Voluntary
Levels 4,3,2 2015**

Vault 	Bars 	Beam 	Floor 	All Around 	Compulsory Level AA Result	British Age Group 2015 
---	--	--	---	--	---	--

100	Sofia	Brooks	Pipers Vale	L4	4.0	12.450	24 =	3.4	12.400	25 =	2.9	10.050	46 =	3.5	11.550	35 =	46.450	42	56.950	26	103.400	27
113	Daisy	Evans	South East	L4	3.5	12.700	12 =	3.0	11.350	50	3.5	10.600	40	3.4	11.350	43 =	46.000	43	0.000	44 =	46.000	52
95	Evie	Axton	East Midlands	L4	4.0	12.250	39 =	3.4	12.050	39	3.7	10.650	38 =	3.6	10.750	49	45.700	44	0.000	44 =	45.700	53
133	Kathryn	Withey	London	L4	3.5	12.050	48	3.3	11.700	43 =	3.5	10.000	48	3.6	11.850	26 =	45.600	45	0.000	44 =	45.600	54
122	Willow	Hughes	South West	L4	3.5	12.100	46 =	3.2	11.650	46 =	3.6	10.250	44	3.6	11.400	39 =	45.400	46	0.000	44 =	45.400	55
114	Jessica	Hudgell	South East	L4	3.5	12.250	39 =	3.5	12.000	40 =	3.0	10.400	42	3.3	10.650	51	45.300	47	0.000	44 =	45.300	56
96	Katie	Wood	East Midlands	L4	4.0	12.350	34 =	3.5	12.200	32 =	3.6	9.100	54	3.5	11.400	39 =	45.050	48	50.900	42	95.950	38
118	Sofija	Karnejenko	Scotland	L4	3.5	12.000	49	2.9	10.250	54	3.4	11.200	30	3.4	11.200	45 =	44.650	49	0.000	44 =	44.650	57
117	Rachel	Quinn	Scotland	L4	4.0	12.600	16 =	3.4	11.450	49	2.5	9.600	51 =	3.5	10.900	47	44.550	50	53.000	38 =	97.550	36
102	Niamh	Selby	Yorkshire	L4	4.0	12.400	26 =	3.4	11.650	46 =	3.5	9.600	51 =	3.5	10.500	53	44.150	51	0.000	44 =	44.150	58
97	Lily	Mackley	East Midlands	L4	3.5	11.950	50 =	3.0	10.800	51 =	3.7	10.550	41	3.4	10.700	50	44.000	52	0.000	44 =	44.000	59
115	Isidora	Mason	Scotland	L4	3.5	11.950	50 =	3.4	10.800	51 =	3.1	10.300	43	3.4	10.600	52	43.650	53	55.350	33	99.000	34
88	Amber-Jo	Knight	North England	L4	3.5	12.250	39 =	3.3	10.650	53	3.0	9.400	53	3.3	10.850	48	43.150	54	53.000	38 =	96.150	37